


CUSTOMER ASSEMBLY INSTRUCTION

DO NOT LIFT THE TABLE BY THE LEAVES! LIFT THE TABLE UNDER THE APRON!

Step 1: Place the top down onto the base. Locate the top in the correct position using the brass pin and wooden blocks as a guide. Make sure the indicator mark on the base aligns with the mark on the underside of the apron. Secure the top to the base using the bolts provided. Do not over tighten!



Limes Wood Dining Table
with Wrought Iron Base


Customer Code : 495198

LIST OF COMPONENT

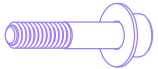
1. Top (1pc)



2. Base (1pc)



3. Hexagon bolt & Washer (12pcs)



4. Allen key (1pc)

