



USER GUIDE FOR FUSION US KING BED


Do not try to assemble this item on your own. You will need at least one other person to assist you lifting the components into place. You will also need steps for attaching the top rails. Assembly should be carried out in the bed's final location. Check that all the parts are present as listed before beginning assembly. Should any parts be missing please immediately contact the dealer where you purchased your bed.




Step 1: While holding the headboard upright locate the tenons of one side rail into corresponding slots on the headboard. Make sure that the grooves are on the inside of the side rail.




Step 2: Insert bolt with the half-moon spacer through the side rail and into the headboard. Tighten to secure. Repeat the procedure with the second bolt.




Step 3: Now locate the second side rail and repeat operations 1 and 2. Attach the footboard to the opposite ends of the side rails by locating the side rail tenons into the footboard and repeating operations 1 and 2.




Step 4: Insert bolt with the half-moon spacer through the side rail and into the footboard. Tighten to secure. Repeat the procedure with the second bolt.



Step 5: Attach the support post to the center support slat only using the screws provided then fit the 3 support slats into the side rails as shown.



Step 6: You will note that there are a number of horizontal grooves running around inside of the frame at different heights. These allow you to mount the support slat and support brackets at different heights depending on the thickness of your mattress box. Decide which is most appropriate for your mattress box and secure the brackets and support slat as indicated in the diagram. Make sure that they are all at the same height to ensure maximum support for the mattress box.



Step 7: Adjust the foot at the base of the support post until it touches the floor.

Step 8: Finally install your mattress box and mattress.