


## CUSTOMER ASSEMBLY INSTRUCTION

It is advisable to place a clean blanket on the floor before assembly to protect the item during assembly.  
Do not try to assemble this item on your own, you will need one or two persons to assist you lifting the heavier components.



70" Lacock Washed Oak Dining Table


Sale code : 530054

### PART LIST

1. Top (1pc)



3. Base (1pcs)



2. Bolt fitting (4pcs)

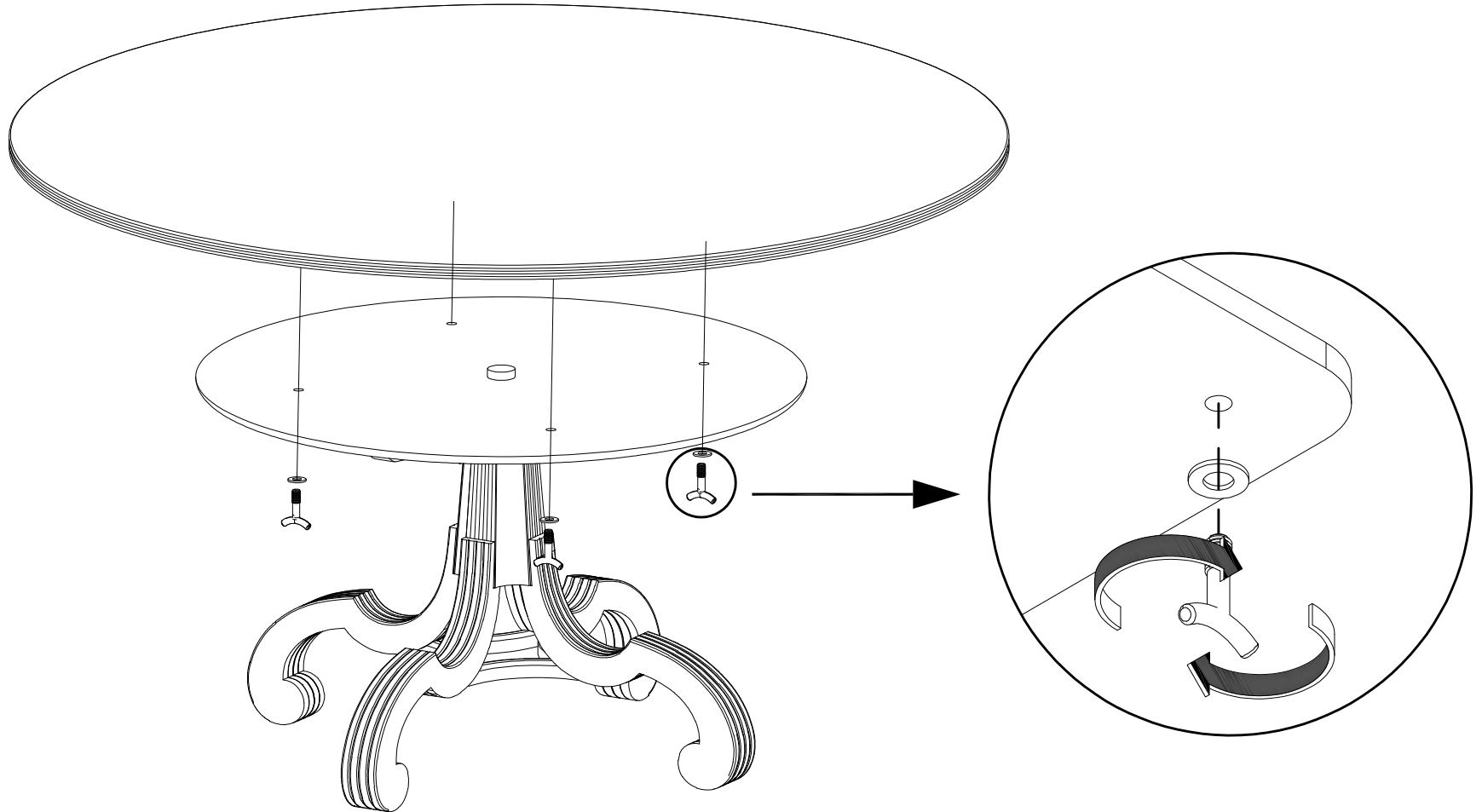


2. Washer (4pcs)



**1. Check that all the parts are present first.**

**2. Place the base on the flat floor. Put the top onto the base, align the indicator mark on bottom panel of the top and base in a straight line, make sure holes to fit connectors are coincided, then secure them tightly with the 4 bolts fitting & washers provided.**



### **CARE INSTRUCTIONS:**

Hardware may loosen overtime. Periodically check that all connections are tight.

Wipe with a soft, dry cloth. To protect finish, avoid the use of chemicals and household cleaners.